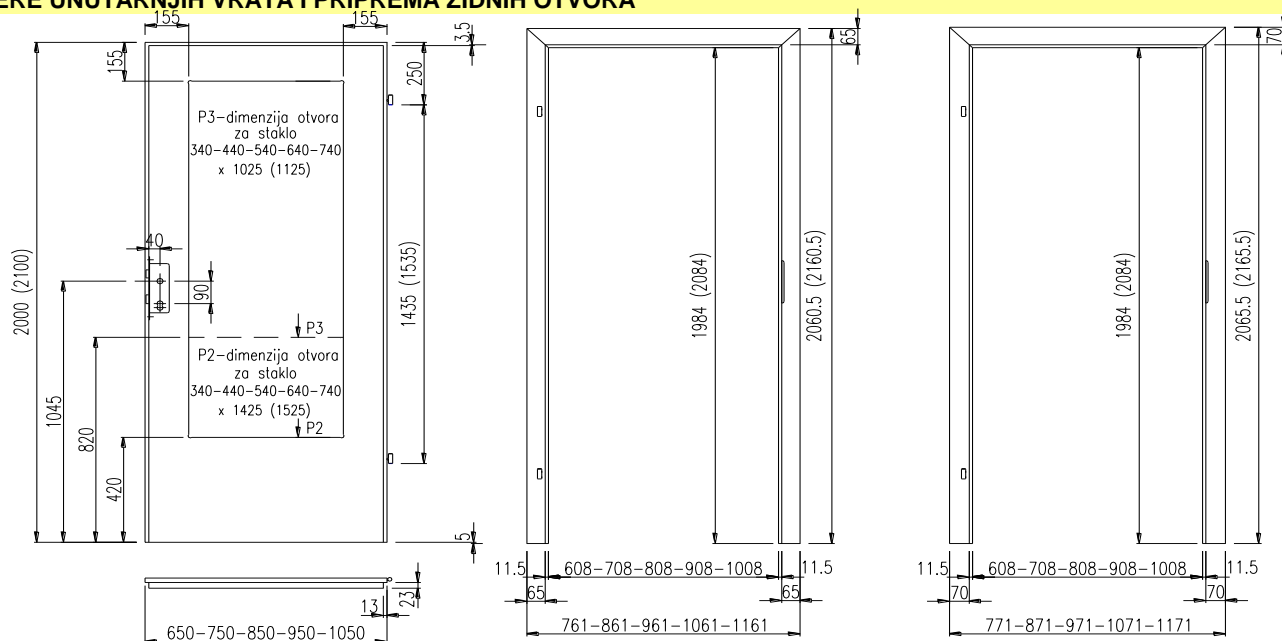
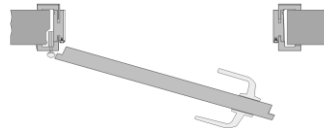


A. MJERE UNUTARNJIH VRATA I PRIPREMA ZIDNIH OTVORA



Desna vrata
(panti vidljivi desno)



Lijeva vrata
(panti vidljivi lijevo)

Dubina dovratnika	Debljina zida
80	* 80 - 85
100	90 - *100 - 115
125	110 - *125 - 140
150	135 - *150 - 165
175	160 - *175 - 190
200	185 - *200 - 215
230	215 - *230 - 245
250	235 - *250 - 265
280	265 - *280 - 295
300	285 - *300 - 315
330	315 - *330 - 345
360	345 - *360 - 375

* optimalna mjera u mm

*SAMO U SLUČAJU POTPUNO RAVNOG ZIDA

*OPTIMALNA TOLERANCIJA ŠTOKA +/- 1 CM

Širina krila	Širina zidnog otvora
650	*690 - 700
750	*790 - 800
850	*890 - 900
950	*990 - 1000
1050	*1090 - 1100
1100	*1140 - 1150

* optimalna mjera u mm

Visina krila	Visina zidnog otvora
2000	2020-2030-2040

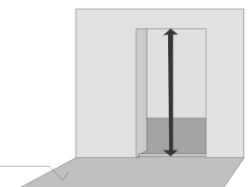
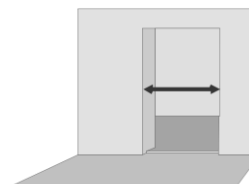
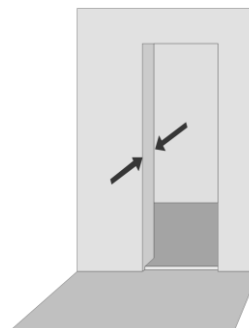
** nadoplata za visinu 2100 mm

PO NARUDŽBI

2100	2120-2130-2140
------	----------------

* optimalna mjera u mm

SVE VISINE MJERENE OD GOTOVOG PODA



Razina gotovog poda